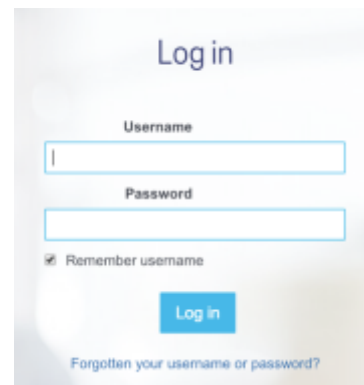


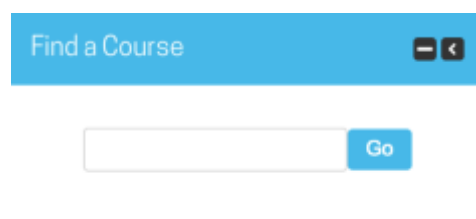
Log in using your TAFE Portal Username

- Log in to WSI Online using your **TAFE Portal Username** and **Password**.
- Your Portal account details can be found in your enrolment activation email titled "Department of Education & Communities Account Information".
- If you have forgotten your password, go to the Student DEC Portal: student.det.nsw.edu.au and click on "Forgotten your DEC user ID password?" and follow the onscreen directions for lost password.
- If you do not have your accounts details or are having problems logging into your DEC Portal, talk to your teacher or visit your College Customer Service ([college locations](#)) in person for help.



Getting access to a WSI Online Course

- Log in to WSI Online using your **TAFE Portal Username** and **Password**. If you are having problems logging in talk to your teacher.
- Go to the address of the WSI Online course your teacher has given you.
Or
- In the "Find a Course" block type the name of the course and do a search.
- If asked enter the **enrolment key** your teacher has supplied. This is a once only key that lets you enter your learning space.



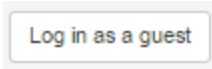
Self enrolment (Student)

Enrolment key

Unmask

Log in as guest (will give you access to the help sections)

- You can login as a guest to view the open sections on WSI online without having a TAFE DEC Portal username and password.
- In the WSI Online login box click on “Log in as a guest”



Log in as a guest